



Product catalogue 2021



# KOSPEL - Who we are

The history of Kospel company dates back to 1990. Investments in modern technologies and emphasis on own product solutions allowed the family company to become one of the largest manufacturers of electric heating equipment in Europe within 30 years.

Our devices are delivered to 57 countries. Such impressive development was ensured by a focus on innovation, technology development and exceptional care for customer relations based on trust.

Since November 2019 we are a member of Viessmann group.

## MISSION

---

Our mission is to provide comfortable and clean heating.

By implementing cutting-edge technologies and the highest quality standards, we offer heating devices which are distinguished by their functionality, design, energy efficiency and the possibility of using renewable energy sources.

## VISION

---

We want to be the most important European manufacturer of innovative, energy-efficient and environmentally friendly heating systems.

## OUR VALUES

---

- We are constantly developing - we develop technologies and products, we think long-term. We constantly analyze how to work more effectively and improve the quality of our work.
- We are committed - we build close relations with our business partners, we solve problems together, we are connected with the company and we are fully committed to our duties. We are listening to our user's needs.
- We are authentic - we inform honestly about the values of our products, relations with our partners are based on reliability and loyalty. We manufacture devices using many years of experience and wide technological potential.
- We are flexible - we offer a range of products that allows for optimal selection in relation to user's needs. We provide our partners with support adjusted to the individual needs of the local market.



- Electric instantaneous water heaters  
4-13
- Storage water heaters  
14-17
- Electric boilers  
18-25
- Domestic hot water cylinders  
26-38
- Magnetic descalers  
39
- Heat pumps  
40-42
- Solar collectors  
44-47

KOSPEL Sp. z o.o. reserves the right to make technical changes aimed at improvement of products that will not be shown in this catalogue.



## HISTORY

1990



Establishment of Koszalin Electronic Company KOSPEL.  
The first registered office by Szczecińska street.

2007



The purchase of production facility in Damnica by Słupsk.  
Start of domestic hot water cylinders production.

1998



The move to newly built office  
and production building by Olchowa 1 street.

2012



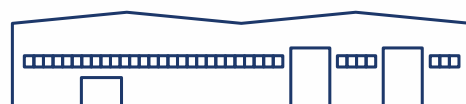
Purchase of production halls and warehouses in Karlino.

2005



Start of production in the facility  
by Bowid 24 street.

2020



Completion of the construction of a modern production  
hall in Koszalin with the area of approximately  
15.000 square meters.

# Electric instantaneous water heaters

Single-phase and three-phase -  
depending on your needs and the type of installation

Advantages:

- energy consumption only at the time of use
- no energy loss resulting from storage of hot water in tank
- energy efficiency class A
- small, compact size allows easy installation near the water outlet (higher water efficiency)
- users are not limited to the hot water stored in the tank - they can produce an endless amount of hot water on demand
- they do not require an additional gas connection or chimney
- easy to install
- safe in operation
- no risk of pollution
- no risk of explosion or carbon monoxide poisoning









# Electric instantaneous water heaters - worth to know

## Hot water immediately and with no limits

### Savings

**A**

 **5 min**  
**= 1 kWh**

 **1 month**  
**= 52 kWh**

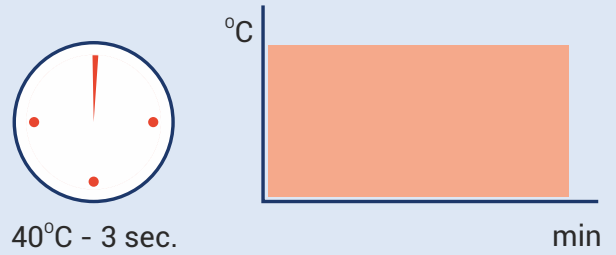
Electric instantaneous water heaters offer an energy efficient way to heat water - water is heated only when hot water tap is turned on, which ensures low heat losses and low electricity consumption.

During 5 min. shower, electric instantaneous water heater uses around 1kW.

Estimated use of electricity during the heating of water for 1 person is around 52kWh.


\* The average storage water heater with 80l capacity has losses of electricity around 1,5kW/24h, so around 550kWh per year.

Electric instantaneous water heaters ensure hot water immediately and users are not limited to the hot water stored in the tank.

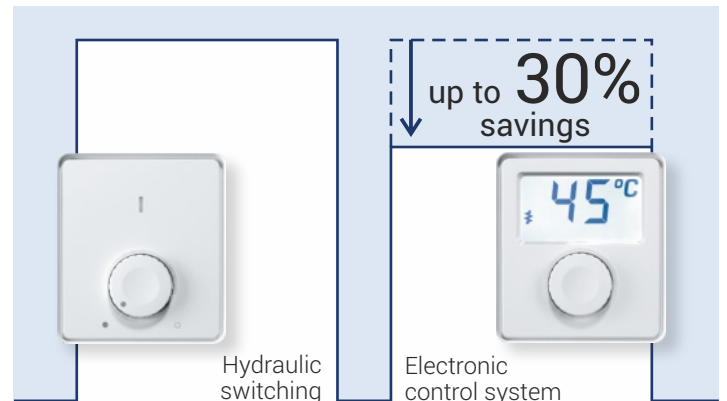


### Comfortable and low electricity consumption

Electric instantaneous water heaters offer an energy efficient way to heat water. They ensure low heat losses and low electricity consumption.



The image shows two water heaters side-by-side. On the left is a larger, boxy "Electric storage water heaters". On the right is a smaller, wall-mounted "Electric instantaneous water heaters" with a digital display showing "45°". A dashed box above the instantaneous heater is labeled "up to 550 kWh savings \*".



The image shows two water heaters side-by-side. On the left is a "Hydraulic switching" heater with a physical dial. On the right is an "Electronic control system" heater with a digital display showing "45°C". A dashed box above the electronic heater is labeled "up to 30% savings".

### Low installation cost

Electric instantaneous water heaters are easy to install, they do not require an additional gas connection or chimney.



### Safety

Electric instantaneous water heaters are clean and they are safe in operation.

## Power selection of electric instantaneous water heaters



from 3,5kW



from 5,5kW

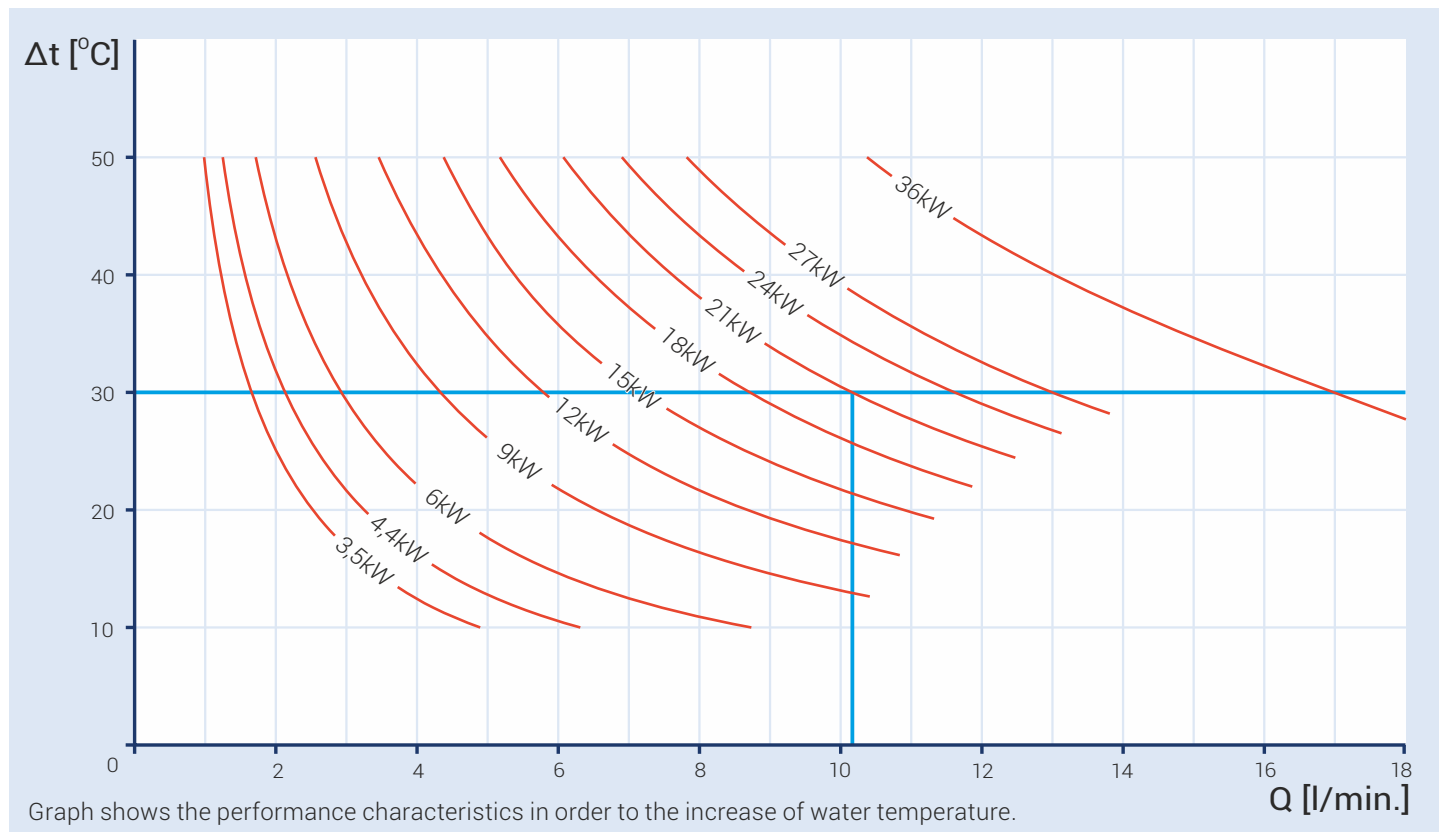


summer houses - from 5,5kW  
all year - from 12kW



from 18kW

## Performance characteristics of electric instantaneous water heaters



### Fine-stream spray head

Guarantees comfortable use and savings up to 50%.



### Magnetic descaler

Magnetic descaler extends the life of water appliances and water piping systems. It eliminates limescale from water appliances and dishes. Preserves mineral content of drinking water.



## Electric instantaneous water heaters

### EPS2



IP25  
A

Small in size, inexpensive to install, ideal for summer houses, offices or bars.

## Application



EPS2 from 3,5kW



EPS2 5,5kW

## Most important advantages

EPS2

### Mixer tap included in the set

- nonpressure appliance
- three-way tap included in the set

### Fine-stream spray head

- comfortable use
- savings on water and energy up to 50%

### Power switch

- the power switch in 5,5kW / 4,4kW

### Supply cord

- connecting cord 1,2 m
- connection to the electrical terminal block

EPS2.P

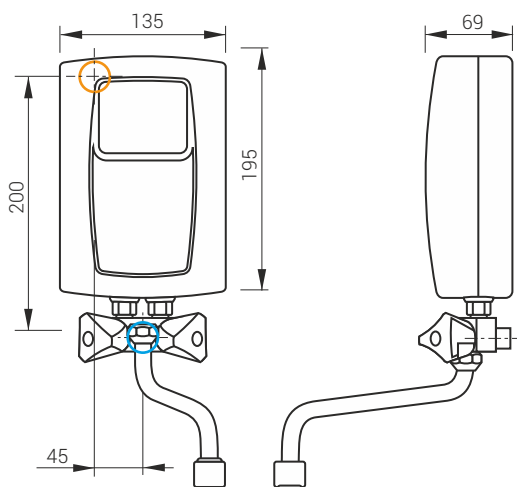
### Fine-stream spray head

- comfortable use
- savings on water and energy up to 50%

### Mixer tap included in the set

- nonpressure appliance
- three-way tap included in the set

## Dimensions



Inlet and outlet section: 1/2"

 cold water inlet

 electric cable connection point

### EPS2.P



IP25  
A

## Technical data

Type	Rated power / Rated voltage	Supply water pressure (MPa)	Rated current (A)	Min. connecting wires section (mm <sup>2</sup> )	Efficiency ( $\Delta t=30^\circ$ ) (l/min.)
EPS2-3,5	3,5 kW / 230V~	0,12 - 0,6	15,2	3 x 1,5	1,7
EPS2-4,4	4,4 kW / 230V~	0,12 - 0,6	19,1	3 x 2,5	2,1
EPS2-5,5	5,5 kW / 230V~	0,12 - 0,6	23,9	3 x 2,5	2,6
EPS2.P-4,4	4,4 kW / 230V~	0,12 - 0,6	19,1	3 x 2,5	2,1
EPS2.P-5,5	5,5 kW / 230V~	0,12 - 0,6	23,9	3 x 2,5	2,6

# Electric instantaneous water heaters

## EPO2



IP25

A

Compact heater ideal for washbasin or sink.

### Application



from 3,5kW



from 5,5kW



from 4,4kW

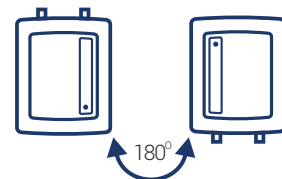
### Most important advantages

#### Universal mounting

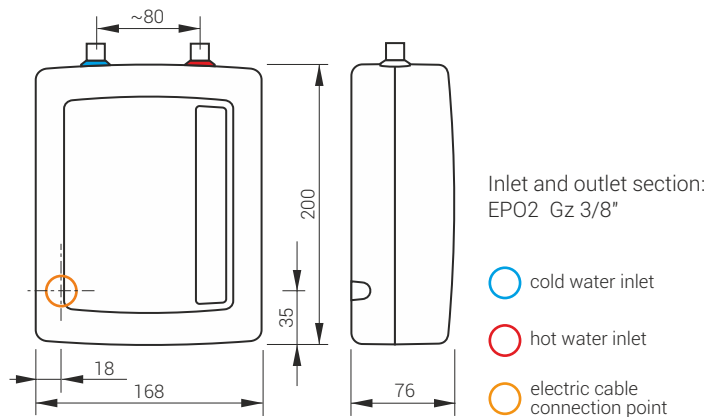
- can be installed in any position, above or below the sink

#### Fine-stream spray head

- comfortable use
- savings on water and energy up to 50%



### Dimensions



### Technical data

Type	Rated power / Rated voltage	Supply water pressure (MPa)	Rated current (A)	Min. connecting wires section (mm <sup>2</sup> )	Efficiency (Δt=30°) (l/min.)
EPO2-3	3,5 kW / 230V~	0,12 - 0,6	15,2	3 x 1,5	1,7
EPO2-4	4,4 kW / 230V~	0,12 - 0,6	19,1	3 x 2,5	2,1
EPO2-5	5,5 kW / 230V~	0,12 - 0,6	23,9	3 x 2,5	2,7
EPO2-6	6,0 kW / 230V~	0,12 - 0,6	26,1	3 x 4	2,9

# EPME electronic LCD



IP25

A

Electronically controlled heater with LCD display at the best price.

## Application



## Most important advantages

### LCD display

- the inlet and outlet temperature
- the water flow rate
- power with which the unit currently heats

### Electronic control

- stability and smooth regulation water temperature
- the possibility to set temperature from 30°C to 60°C (1°C step)

### Copper shielded heating elements

- reliable technology
- long life operation and resistance to water decay and air bubbles

### The possibility to re-heat already pre-heated water

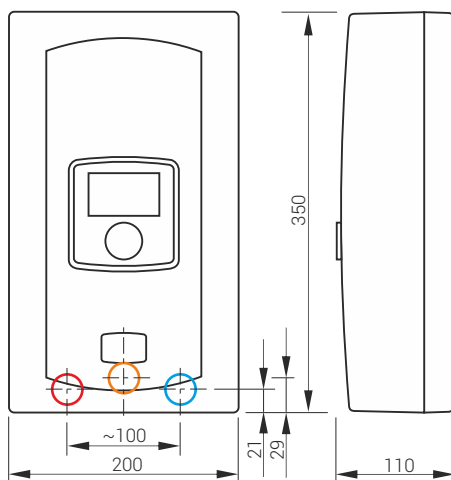
- inlet water temperature up to 60°C

### Temperature lock

- allows the user to save the maximum temperature
- in order to protect children against burn injuries

### Memory of three most commonly used temperatures

## Dimensions



Inlet and outlet section Gz 1/2"

- cold water inlet
- hot water inlet
- electric cable connection point

## Technical data

Type	Rated power / Rated voltage	Supply water pressure (MPa)	Rated current (A)	Min. connecting wires section (mm <sup>2</sup> )	Efficiency ( $\Delta t=30^\circ$ ) (l/min.)
EPME-5,5-9,0*	5,5-9,0 kW / 230V ~	0,1 - 0,6	24,0-39,3*	3 x 2,5 - 3 x 6*	2,7 - 4,3*

\* 8 powers in one heater. At the first start-up, the maximum power must be set. Parameters of the electrical installation must comply with the selected power.



## Electric instantaneous water heaters

### KDE3 electronic



IP25

A

Electronically controlled heater.

## Application



from 9kW



from 12kW



from 18kW

## Most important advantages

### Electronic control system

- stability and smooth regulation of water temperature
- the possibility to regulate water temperature from 30°C to 60°C (1°C step)

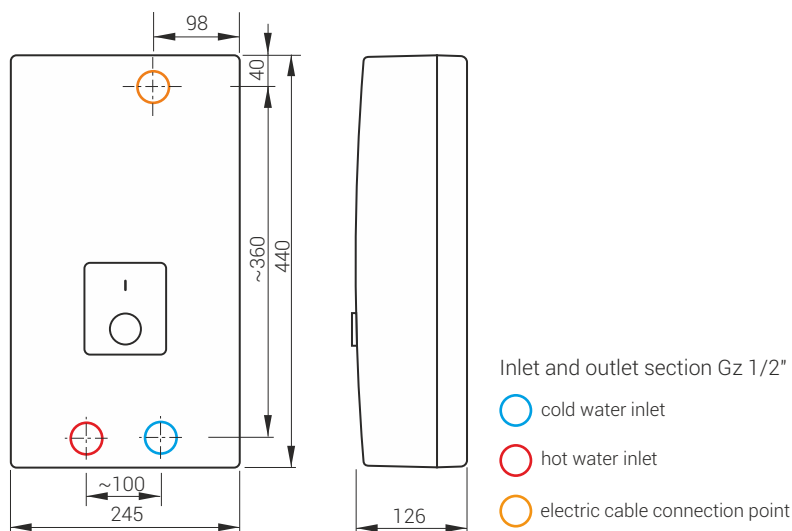
### 4 powers in 1 heater

- allows the user to select desired power level
- not applicable for 27kW version

### The possibility to re-heat already pre-heated water

- inlet water temperature up to 60°C

## Dimensions



## Technical data

Type	Rated power / Rated voltage	Supply water pressure (MPa)	Rated current (A)	Min. connecting wires section (mm <sup>2</sup> )	Efficiency ( $\Delta t=30^\circ$ ) (l/min.)
KDE3-09/12/15	9/11/12/15 kW / 400V 3~	0,1 - 1,0	3x13,0/15,9/17,3/21,7	4 x 1,5/2,5/2,5/2,5	4,3/5,2/5,8/7,2
KDE3-18/21/24	17/18/21/24 kW / 400V 3~	0,1 - 1,0	3x24,6/26,0/30,3/34,6	4 x 4/4/4/6	8,1/8,7/10,1/11,6
KDE3-27	27 kW / 400V 3~	0,1 - 1,0	3x39,0	4 x 6	13,0

## Electric instantaneous water heaters

# KDE5 electronic LCD



IP25

A

Electronically controlled heater with LCD display.

## Application



from 9kW



from 12kW



from 18kW

## Most important advantages

### LCD display

- inlet and outlet temperatures
- water flow rate
- unit power

### Electronic control system

- stability and smooth regulation of water temperature
- the possibility to set temperature from 30°C to 60°C (1°C step)

### 4 powers in 1 heater

- allows the user to select desired power level (not applicable for 27kW)

### The possibility to re-heat already pre-heated water

- the temperature output until 60°C

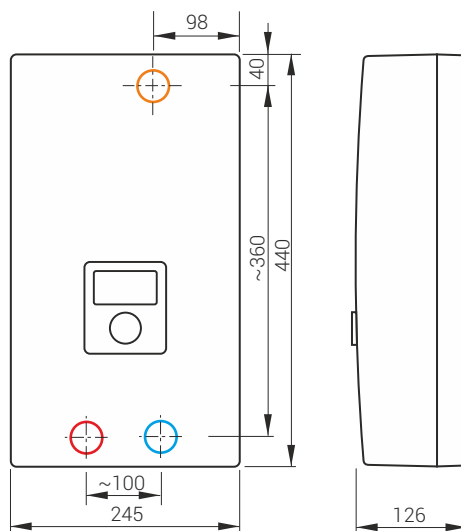
### Temperature lock

- allows the user to save the maximum temperature
- it protects children against burn injuries


### Temperature memory


- allows the user to save three most frequently used water temperatures

## Dimensions



Inlet and outlet section Gz 1/2"

 cold water inlet


 hot water inlet

 electric cable connection point

## Technical data

Type	Rated power / Rated voltage	Supply water pressure (MPa)	Rated current (A)	Min. connecting wires section (mm <sup>2</sup> )	Efficiency ( $\Delta t=30^{\circ}$ ) (l/min.)
KDE5-09/12/15.LCD	9/11/12/15 kW / 400V 3~	0,1 - 1,0	3x13,0/15,9/17,3/21,7	4 x 1,5/2,5/2,5/2,5	4,3/5,2/5,8/7,2
KDE5-18/21/24.LCD	17/18/21/24 kW / 400V 3~	0,1 - 1,0	3x24,6/26,0/30,3/34,6	4 x 4/4/4/6	8,1/8,7/10,1/11,6
KDE5-27.LCD	27 kW / 400V 3~	0,1 - 1,0	3x39,0	4 x 6	13,0

## Instantaneous water heaters accessories

	Type	Description
	BATERIA.EPS	Chrome mixer tap (without faucet) for EPS Twister
	PERL.GW.WEW.CHROM	Fine-stream spray head (chrome, internal thread)
	PERL.GW.ZEW.CHROM	Fine-stream spray head (chrome, external thread)
	PRZYŁĄCZA.PP.GÓRA	Top connections (copper)
	PRZYŁĄCZA.PP.DÓŁ	Bottom connections (copper)
	WYLEWKA.150.CHROM	150 mm KOSPEL chrome faucet
	WYLEWKA.250.CHROM	250 mm KOSPEL chrome faucet
	WYLEWKA.300.CHROM	300 mm KOSPEL chrome faucet
WYLEWKA.PRYSZNICOWA	Shower fine-stream spray head	

# Electric storage water heaters

Advantages:

- the cheapest and easiest solution to install
- no additional gas connection or chimney required
- easy connection to the electrical installation 230V
- safe in operation
- no risk of pollution
- no risk of explosion or carbon monoxide poisoning





## Electric storage water heaters

### POC 10 inox

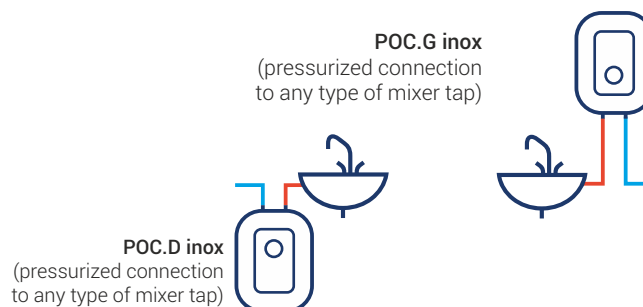


IP24

A

Water heaters for washbasin with the tank made of stainless steel.

## Application



## Most important advantages

### Stainless steel tank

- resistant to corrosion
- no need to change an anode regularly

### Efficient immersion heater of 2000W

- 5,5 min for 5l
- 11 min for 10l (water heating 10°-40°C)

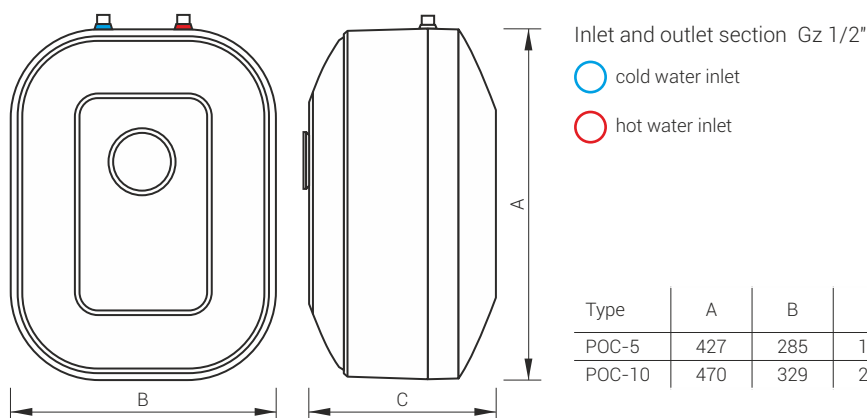
### Energy efficiency class A

- very low energy losses

### Comfortable temperature control

- smooth temperature range from 23-70°C

## Dimensions



### POC 5 inox



IP24

A


## Technical data

Type	Rated power / Rated voltage	Max supply water pressure (MPa)	Capacity (l)	Heating time $\Delta t = 30^\circ\text{C}$ (min.)
POC.D-5	2 kW / 230V	0,6	5	5,5
POC.G-5	2 kW / 230V	0,6	5	5,5
POC.D-5 600W	0,6 kW / 230V	0,6	5	18
POC.D-10	2 kW / 230V	0,6	10	11
POC.G-10	2 kW / 230V	0,6	10	11



## Storage water heaters accessories



---

	Type	Description
	BATERIA.POC.Gb	Chrome mixer tap (with faucet) and connection pipes for POC.G

# Electric central heating flow boilers

## Advantages:

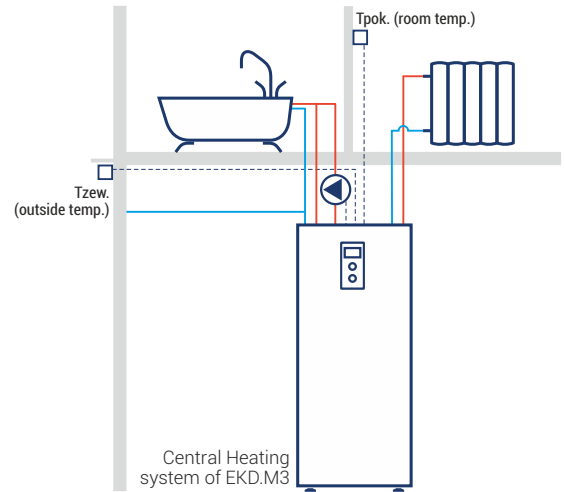
- comfortable source of heating at your home
- safe and clean in service
- eco-friendly source of heating, perfect to the co-operation with photovoltaics
- does not require gas connection
- perfect solution for energy-saving constructions
- does not require chimney, boiler room nor solid fuel storage
- weather control ensures high comfort of use and maintenance-free operation
- are widely used to support heating systems based on fireplace or solid fuel heat source
- with low operation running costs, electric boilers provide higher comfort of heating and guarantee anti-freezing temperature during absence of the users
- combine compact size with esthetic design and may be easily mounted in the most convenient place



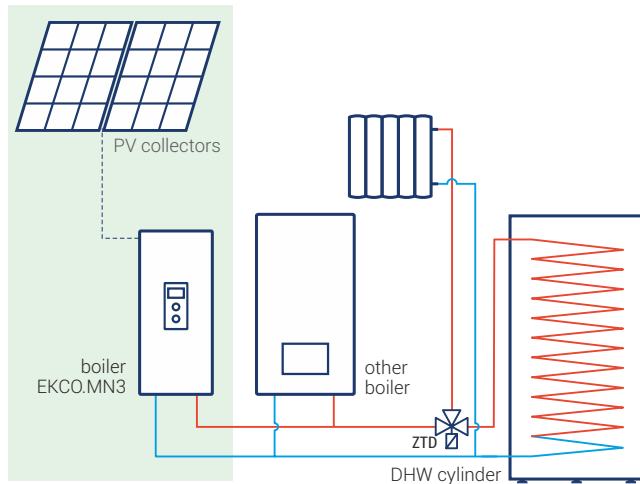


## Modern electric heating

The diagram shows EKD.M3 in Central Heating system.  
The boiler also controls the circulation pump.



## Free energy from PV installation

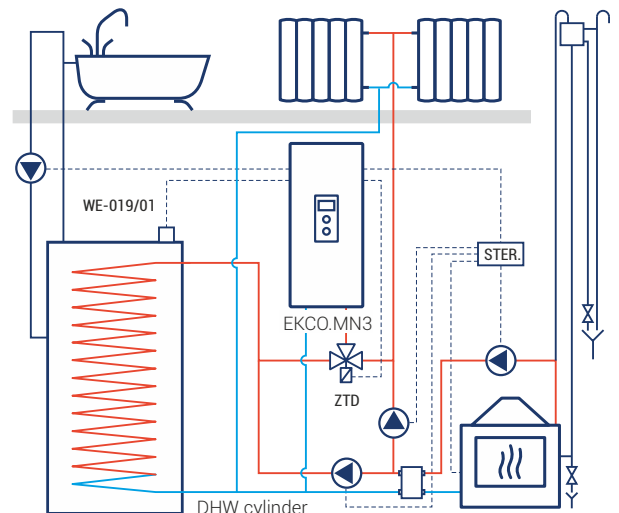


Electric boiler is a device which can be used for current central heating system. Electric boiler in connection to PV installation ensures using free energy.

## High operation comfort

Electric boiler may co-operate parallelly with other gas boiler or oil boiler as an alternative heat source. Such installation is very useful in emergency situations or during the off-peak energy tariff.

Graph shows the co-operation of electric boiler with water jacket fireplace or with solid fuel boiler. Such compilation ensures low maintenance costs combined with high usage comfort.

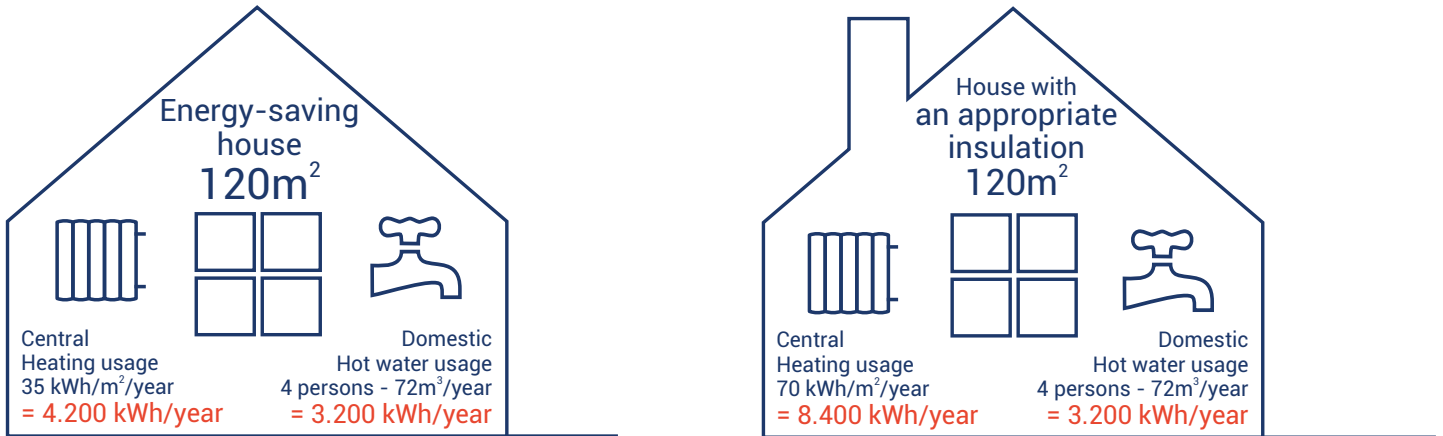




## Costs of electric heating

Costs of electric heating depend on the insulation of building. It's also important to choose proper energy tariff.

The diagram shows an example of using energy in houses with the surface of  $120\text{m}^2$ . For the calculation, it was adopted the using of  $1,5\text{m}^3$  domestic hot water per 1 person.



## EKCO.LN3 EKCO.L3

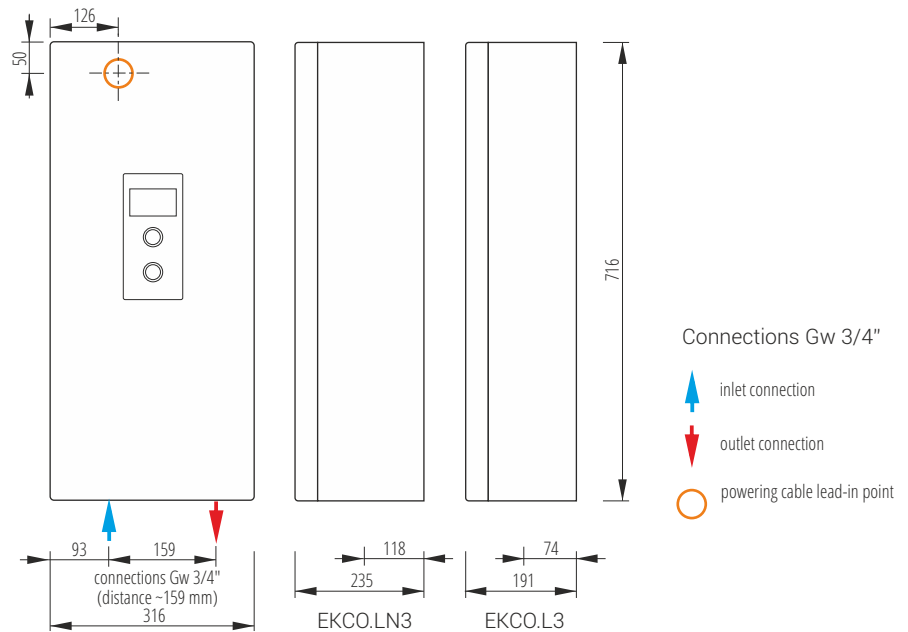


Boilers in basic configuration.

### Most important advantages

- Automatically modulates the power of immersion heaters dependent on the heat demand
- Panel control allows heating water temperature range from 20 to 85°C
- Co-operation with central heating and DHW cylinder
- Equipped with an expansion vessel - 5 liters and circulation pump (EKCO.LN3)
- In cooperation with a hot water cylinder there is possible water temperature control and turning-on circulation pump in accordance with the set daily and weekly programs

### Dimensions



### Technical data

EKCO.LN3 - model - with an expansion vessel

Type	Rated power	Rated voltage	Rated electrical energy demand (A)	Minimal wires cross-section (mm <sup>2</sup> )
EKCO.LN3 - 04/06/08	2/4/6/8 kW	230V~	8,7/17,4/26,1/34,8	3 x 2,5/2,5/4/6
		400V 3~	5,8/8,7/11,6	5 x 2,5/2,5/2,5
EKCO.LN3 - 12/16/20/24	12/16/20/24 kW	400V 3~	3 x 17,4/23,1/28,8/34,6	5 x 2,5/4/4/6

EKCO.L3 - model - without an expansion vessel

Type	Rated power	Rated voltage	Rated electrical energy demand (A)	Minimal wires cross-section (mm <sup>2</sup> )
EKCO.L3 - 04/06/08	2/4/6/8 kW	230V~	8,7/17,4/26,1/34,8	3 x 2,5/2,5/4/6
		400V 3~	5,8/8,7/11,6	5 x 2,5/2,5/2,5
EKCO.L3 - 12/16/20/24	12/16/20/24 kW	400V 3~	3 x 17,4/23,1/28,8/34,6	5 x 2,5/4/4/6

### Additional equipment

Type	Photo	Description
CZUJNIK WE-019/01		Temperature sensor in DHW cylinder
ZAWÓR.KOT.VC6013		Three-way valve - 3/4" for the co-operation with DHW cylinder

Boilers should be additionally equipped with room thermostat regulators, which ensures cost-efficient and user-friendly operation.



## EKCO.MN3 EKCO.M3

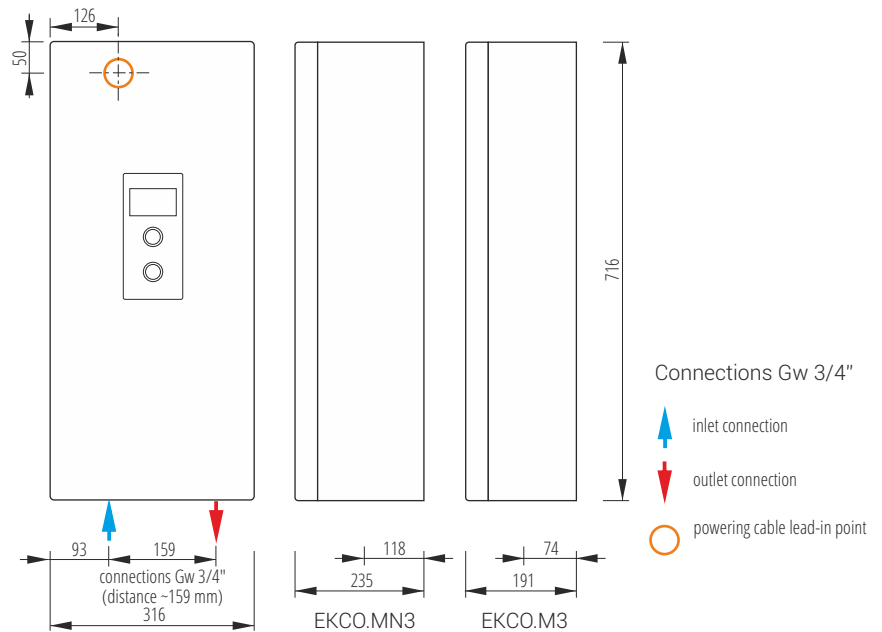


Boilers with weather compensation.

### Most important advantages

- Weather compensation with the function of automatic reaction to external temperature changes ensures the most energy-efficient operation of the boiler
- The possibility of programming room temperature daily and weekly
- The possibility of water temperature control and turning-on circulation pump in accordance with the set daily and weekly programs
- The co-operation with any installation and a hot water cylinder
- Equipped with a circulation pump and an expansion vessel - 5 liters (EKCO.MN3)

### Dimensions



### Technical data

**EKCO.MN3** - model - with an expansion vessel

Type	Rated power	Rated voltage	Rated electrical energy demand (A)	Minimal wires cross-section (mm <sup>2</sup> )
EKCO.MN3 - 04/06/08	2/4/6/8 kW	230V~	8,7/17,4/26,1/34,8	3 x 2,5/2,5/4/6
		400V 3~	5,8/8,7/11,6	5 x 2,5/2,5/2,5
EKCO.MN3 - 12/16/20/24	12/16/20/24 kW	400V 3~	3 x 17,4/23,1/28,8/34,6	5 x 2,5/4/4/6


**EKCO.M3** - model - without an expansion vessel

Type	Rated power	Rated voltage	Rated electrical energy demand (A)	Minimal wires cross-section (mm <sup>2</sup> )
EKCO.M3 - 04/06/08	2/4/6/8 kW	230V~	8,7/17,4/26,1/34,8	3 x 2,5/2,5/4/6
		400V 3~	5,8/8,7/11,6	5 x 2,5/2,5/2,5
EKCO.M3 - 12/16/20/24	12/16/20/24 kW	400V 3~	3 x 17,4/23,1/28,8/34,6	5 x 2,5/4/4/6

### Additional equipment

Type	Photo	Description
CZUJNIK WE-019/01		Temperature sensor in DHW cylinder
ZAWÓR.KOT.VC6013		Three-way valve - 3/4" for the co-operation with DHW cylinder

## EKD.M3

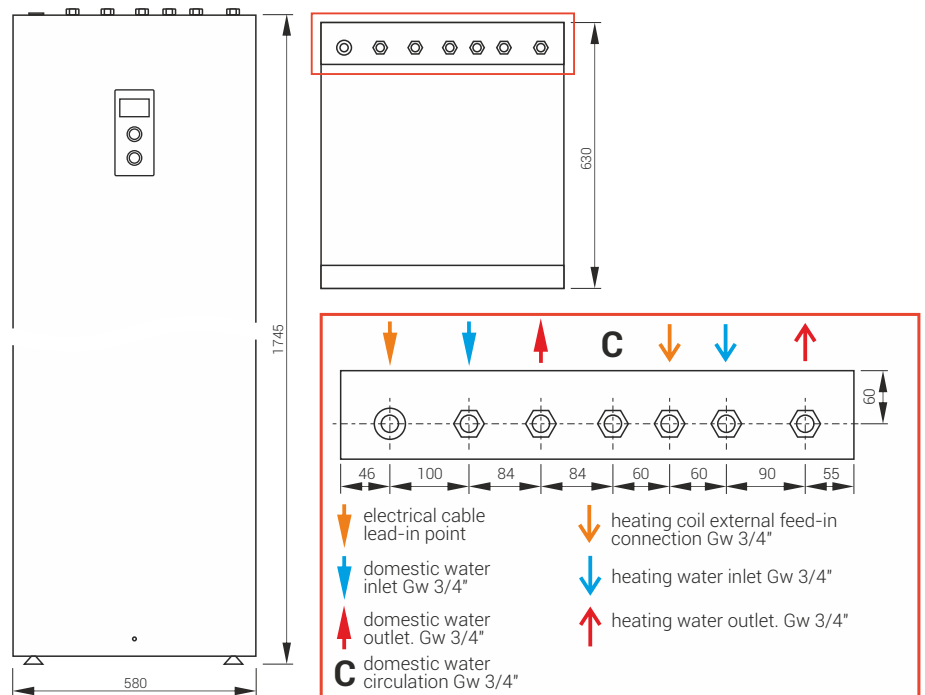


Bi-functional boiler with built in weather compensation and domestic hot water storage tank.

### Most important advantages

- The entire boiler room integrated in one housing contains electric boiler with weather control, hot water tank with capacity 130l, expansion vessels and other necessary fittings
- It does not take much space, modern compact design easy to assemble
- Weather compensation ensures automatic boiler respond to the changes of outside temperature. This allows for maintenance-free and energy efficient boiler operation
- The boiler control allows you to program the running time and the water temperature in the tank according to your individual needs, which ensures the most economical use of the appliance
- The possibility to set daily and weekly temperature
- The possibility to set temperature in domestic hot water storage tank and turn on the circulation pump

### Dimensions



### Technical data

Model EKD.M3 - bi-functional boiler with weather compensation

Type	Rated power / Rated current	Rated electrical energy demand (A)	Minimal wires cross-section (mm <sup>2</sup> )	Domestic water exchanger heating time Δt 40°C (min.)	Anode type
EKD.M3 - 04/06/08	4/6/8 kW	230V~	17,4/26,1/34,8	107/72/54	AMW.660
		400V 3~	5,8/8,7/11,6		
EKD.M3 - 12/16/20/24	12/16/20/24 kW / 400V 3~	3 x 17,4/23,1/28,8/34,6	5 x 2,5/4/4/6	36/29/24/18	AMW.660

## Electric boilers

### EKCO.T EKCO.TM

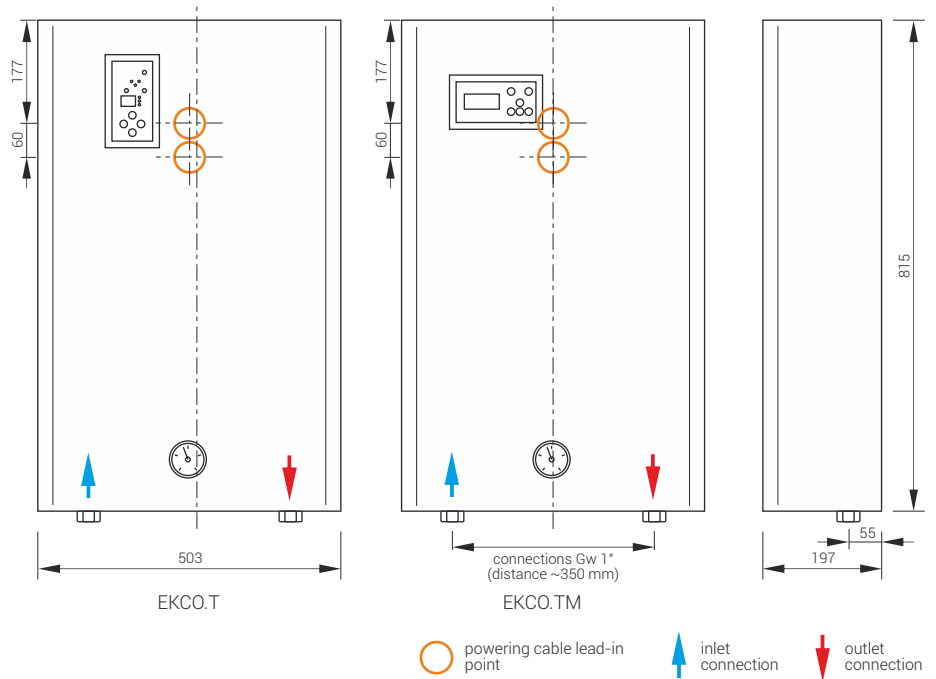


High power boilers.

## Most important advantages

- EKCO.T model - high power boiler, intended for central heating system and hot water cylinders
- EKCO.TM model - high power boiler with weather compensation can work on one or two central heating systems and also with hot water cylinder
- Can co-operate with other boilers in cascade connection (EKCO.TM as a master boiler, EKCO.T as a slave boiler)
- Temperature range available: from 40°C to 85°C
- High power boilers are equipped with two heating elements to extend the lifespan of the unit
- EKCO.T boilers should be additionally equipped with room thermostat regulators, which ensure cost-efficient and user friendly operation
- Water temperature in cylinder can be set on the front panel if the WE-008 temperature sensor is applied

## Dimensions



## Technical data

EKCO.T - high power boilers in basic configuration

Type	Rated power / Rated voltage	Rated electrical energy demand (A)	Minimal wires cross-section (mm <sup>2</sup> )
EKCO.T-30	30kW /400V 3N~	3x43,3	5x10
EKCO.T-36	36kW /400V 3N~	3x52	5x10
EKCO.T-42	42kW /400V 3N~	3x60,6	5x10
EKCO.T-48	48/kW /400V 3N~	3x69,3	5x16

Please, note! EKCO.T boilers must be additionally equipped with temperature sensor, and in case of co-operation with water cylinder with three-way valve and temperature sensor WE-008.

EKCO.TM - high power boilers with weather compensation

Type	Rated power / Rated voltage	Rated electrical energy demand (A)	Minimal wires cross-section (mm <sup>2</sup> )
EKCO.TM-30	30kW /400V 3N~	3x43,3	5x10
EKCO.TM-36	36kW /400V 3N~	3x52	5x10
EKCO.TM-42	42kW /400V 3N~	3x60,6	5x10
EKCO.TM-48	48/kW /400V 3N~	3x69,3	5x16

Please, note! In case of co-operation with water cylinder EKCO.TM boilers must be additionally equippd with valve and temperature sensor WE-008.

## Additional equipment

Type	Photo	Description
CZUJNIK WE-008		temperature sensor for EKCO.T and EKCO.TM ( to measure temperature in cylinder)

# Domestic hot water cylinders

## Advantages:

- automation provides full repeatability of the process and high precision
- traditional wet enamelling technology improves the quality of enamel coat and ensures long-lasting cylinder operation
- tanks are made of a high quality steel purchased from our verified suppliers
- each device undergo leakage tests and coating checks quality control
- high quality thermal insulation and esthetic design
- effective thickness of thermal insulation minimises energy losses
- esthetic design and resistance to mechanical damage







## Vertical hot water cylinders

### SWK.A



Cylinders with single heating coil, all connections at the top side only. Dedicated for installation under wall-hanged central heating boiler.

## Most important advantages

### Energy efficiency class A

SWK.A cylinder ensures highest thermal insulation class.

- heat losses are reduced up to 50%! Comparing to efficiency class C it saves up to 320 kWh annually

### High thermal insulation and esthetics

- A class 65 mm insulation, made of polyurethane foam
- esthetic design and resistance to mechanical damage as cylinder's casing is made out of solid ABS material

### Advanced technology production

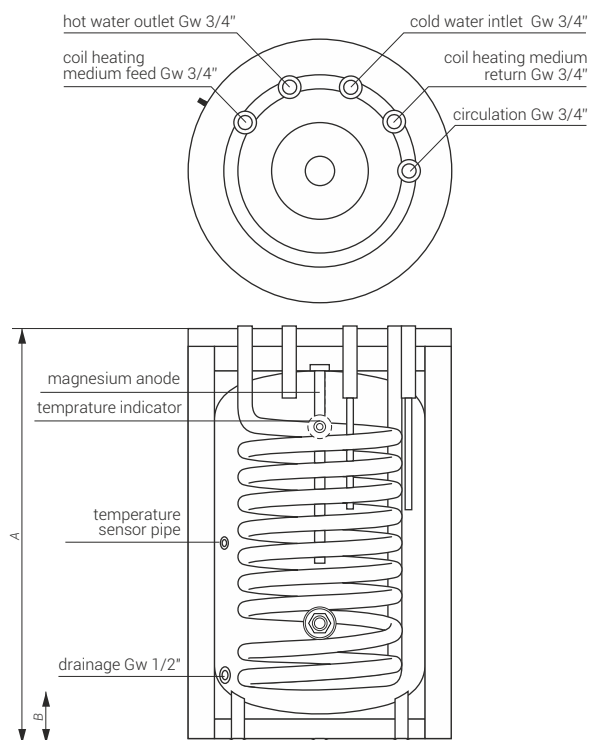
- automation provides full repeatability of the process and high precision
- evenly applied layer of enamel with optimal thickness creates the highest quality protection against corrosion

### Unbeatable quality

- products are made of the steel grades selected by our verified suppliers
- each device undergoes leakage tests and coating checks quality control

## Dimensions

type SWK.A



	Diameter (mm)	A (mm)	B (mm)
SWK-100.A	595	906	127
SWK-120.A	595	1018	127
SWK-140.A	595	1140	127

## Technical data

Type	Storage capacity (l)	Surface area of coil (m <sup>2</sup> )	Rated pressure (storage / coil) (MPa)	Power of coil ** (kW)	Thickness / material / type of insulation (mm) ***	Stand-by-losses (W)****	Anode type
SWK-100.A	97	0,82	0,6 / 1,0 MPa	25	65/PUR/NR	33	AMW.M8.450
SWK-120.A	111	1,0	0,6 / 1,0 MPa	30	65/PUR/NR	36	AMW.M8.450
SWK-140.A	134	1,1	0,6 / 1,0 MPa	32	65/PUR/NR	38	AMW.M8.450

\*\* Following parameters 80/10/45 C – (heating water temp./ feed water temp./ domestic water temp.), flow rate of heating water through the coil 2,5 m<sup>3</sup>/h.

\*\*\* Insulation: R- removable, NR- not removable.

\*\*\*\* In line with EU Commission resolution no. 812/2013, 814/2013.



# Jacket cylinder vertical- horizontal

## SP 180



Water jacket cylinders with a very large heating surface that can be mounted in vertical or horizontal position.

### Additional equipment

Immersion heaters can be installed in the cylinder:

GRW-1,4kW/230V; GRW-2,0kW/230V;  
GRW-3,0kW/230V lub GRW-4,5kW/400V.

SP-180 hangers enable horizontal and vertical mounting.

## Most important advantages

### High power and efficiency

- thanks to tank construction it is characterised with the largest surface of heat transfer
- SP-180 cylinder provides 30% more power and efficiency compared to 200 liters traditional cylinder with a heating coil
- it ensures higher comfort of use and faster hot water production than in 200l cylinder with coil

### Vertical and horizontal installation

- special construction of cylinder and mounting bracket enable mounting the cylinder in vertical or horizontal position (standing or hanging)
- additional hangers should be used

### Corrugated walls technology

- corrugated walls additionally enlarge heating surface
- possibility to install cylinders in closed systems (with jacket rated pressure 0,3 MPa)

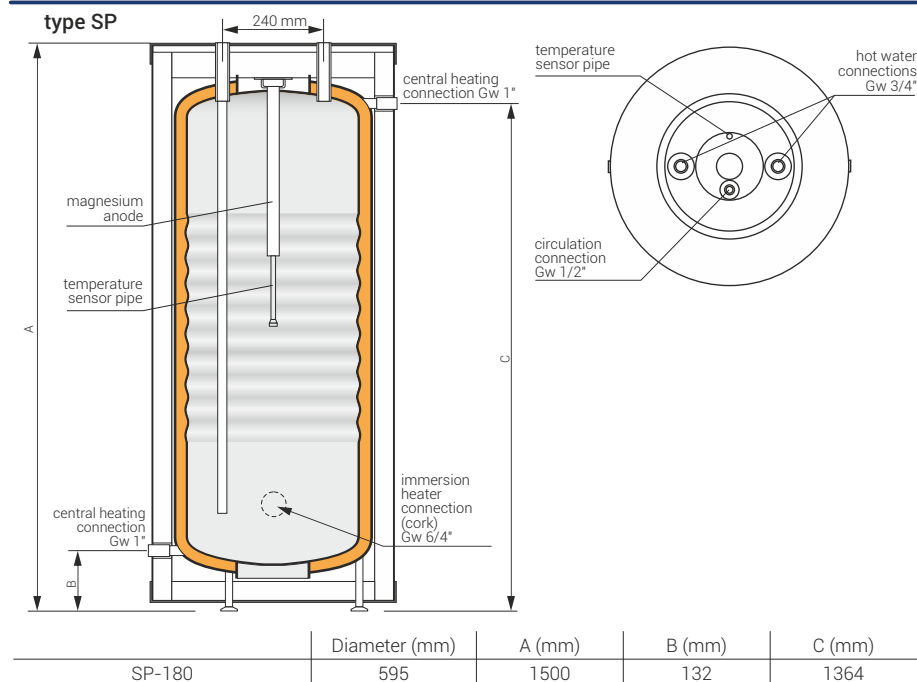
### Advanced technology production

- welding and enamelling are the key factors in cylinder production process.
- automation provides full repeatability of the process and high precision
- evenly applied layer of enamel with optimal thickness creates the highest quality protection against corrosion

### Unbeatable quality

- products are made of the steel grades selected by our verified suppliers
- each device undergoes leakage tests and coating checks quality control

## Dimensions



## Technical data

Type	Storage capacity total / DHW / CH (l)	Surface of heat transfer (m <sup>2</sup> )	Rated pressure (cylinder / coil) (MPa)	Cylinder power ** (kW)	Thickness / material / type of insulation *** (mm)	Stand-by losses **** (W)	Anode type
SP-180	183 / 140 / 43	1,6	0,6 / 0,3	48	62/EPS/R	76	AMW.M8.450


\*\* Following parameters 80/10/45 C – (heating water temp./ feed water temp./ domestic water temp.), flow rate of heating water through the coil 2,5 m<sup>3</sup>/h.

\*\*\* Insulation: R- removable, NR- not removable.

\*\*\*\* In line with EU Commission resolution no. 812/2013, 814/2013.

# Vertical hot water cylinders

## SW



**B**  
100-200 l.

**C**  
Other capacities

Cylinders with heating coil, perfect to co-operate with central heating boiler.

### Additional equipment

Following immersion heaters can be installed in all models:  
 GRW-1,4kW/230V; GRW-2,0kW/230V;  
 GRW-3,0kW/230V; GRW-4,5kW/400V.  
 Immersion heater GRW-6,0kW/400V can be installed in cylinders from capacity of 250l.

## Most important advantages

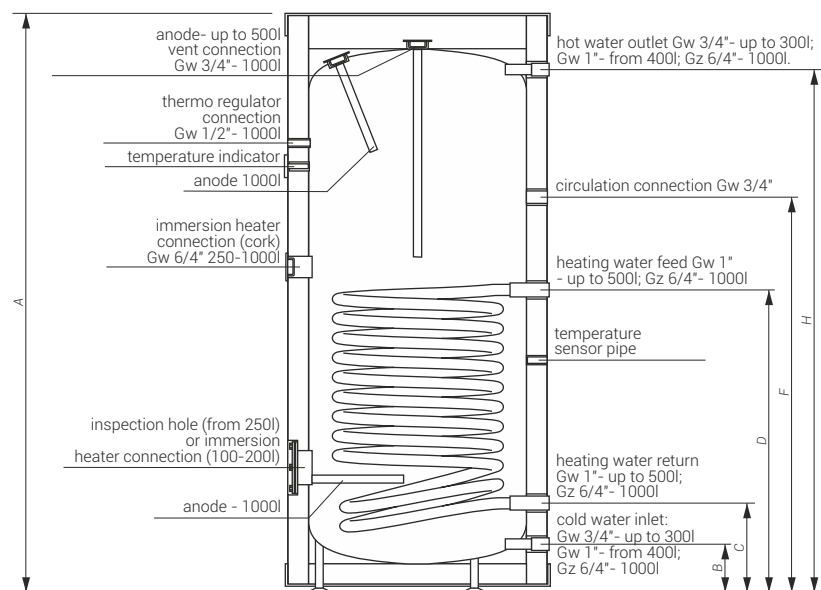
### Advanced technology production

- automation provides full repeatability of the process and high precision
- evenly applied layer of enamel with optimal thickness creates the highest quality protection against corrosion

### Unbeatable quality

- products are made of the steel grades selected by our verified suppliers
- each device undergoes leakage tests and coating checks quality control

## Dimensions



	Diameter (mm)	A (mm)	B (mm)	C (mm)	D (mm)	E (mm)	F (mm)	G (mm)	H (mm)	I (mm)
SW-100	500	1200	112	240	753	-	851	-	1065	-
SW-120	500	1365	112	240	851	-	916	-	1235	-
SW-140	500	1435	112	240	851	-	916	-	1305	1200
SW-200	595	1610	127	258	813	-	903	-	1464	1334
SW-250	695	1380	127	241	740	-	841	-	1230	1116
SW-300	695	1615	127	241	852	-	953	-	1464	1350
SW-400	755	1660	125	254	856	-	986	-	1490	1377
SW-500	854	1800	136	266	990	-	1220	-	1584	1453
SW-1000	1010	2002	81,5	272	987	-	1274	-	1846	-

## Technical data

Type	Capacity (l)	Surface area of heat exchange (m <sup>2</sup> )	Rated pressure (cylinder / coil) (MPa)	Power of cylinder** (kW)	Thickness / material / (mm) ***	Stand-by losses**** (W)	Anode type
SW-100	105	0,8	0,6 / 1,0	24	53 / EPS / NR	39	AMW.660
SW-120	124	1,0	0,6 / 1,0	30	53 / EPS / NR	43	AMW.800
SW-140	134	1,0	0,6 / 1,0	30	53 / EPS / NR	47	AMW.800
SW-200	204	1,1	0,6 / 1,0	32	65 / PUR / NR	59	AMW.M8.450
SW-250	250	1,2	0,6 / 1,0	35	67 / EPS / R	88	AMW.M8.450
SW-300	300	1,5	0,6 / 1,0	45	67 / EPS / R	94	AMW.M8.400
SW-400	375	1,7	0,6 / 1,0	50	72 / EPS / R	101	AMW.M8.500
SW-500	465	2,25	0,6 / 1,0	65	100 / EPS / R	82	AMW.M8.500
SW-1000	939	3,45	0,8 / 0,6	89	80 / NEODUL / R	143	AMW.570 + AMW.760


\*\* Following parameters 80/10/45 C (heating water temp./ feed water temp./ domestic water temp.), flow rate of heating water through the coil 2,5 m<sup>3</sup>/h.

\*\*\* Insulation: R- removable, NR- not removable.

\*\*\*\* In line with EU Commission resolution no. 812/2013, 814/2013.

# Vertical hot water cylinders

## SB



**B**  
200 liters

**C**  
Other capacities

Cylinders with double heating coil, perfect to co-operate with central heating boiler and solar collectors.

### Additional equipment

Following immersion heaters can be installed in all models:  
 GRW-1,4kW/230V; GRW-2,0kW/230V;  
 GRW-3,0kW/230V; GRW-4,5kW/400V.  
 Immersion heater GRW-6.0kW/400V can be installed in cylinders from capacity of 250l.

### Technical data

Type	Storage (l)	Surface area of coil lower / upper (m <sup>2</sup> )	Rated pressure (cylinder / coil) (MPa)	Power of coil lower / upper ** (kW)	Thickness / insulation material *** (mm)	Stand-by losses **** (W)	Anode type
SB-200	204	1,1 / 0,75	0,6 / 1,0	32 / 22	65/PUR/NR	59	AMW.M8.400
SB-250	246	1,0 / 0,8	0,6 / 1,0	30 / 24	67/EPS/R	90	AMW.M8.400
SB-300	296	1,5 / 0,8	0,6 / 1,0	45 / 24	67/EPS/R	96	AMW.M8.500
SB-400	366	1,7 / 0,9	0,6 / 1,0	50 / 27	72/EPS/R	98	AMW.M8.500
SB-500	455	2,25 / 1,04	0,6 / 1,0	65 / 30	100/EPS/R	84	AMW.M8.590
SB-1000	932	3,45 / 1,31	0,8 / 0,6	89 / 38	80/NEODUL/R	143	AMW.570 + AMW.760

\*\* Following parameters 80/10/45 C (heating water temp./ feed water temp./ domestic water temp.), flow rate of heating water through the coil 2,5 m<sup>3</sup>/h.

\*\*\* Insulation: R- removable, NR- not removable

\*\*\*\* In line with EU Commission resolution, no. 812/2013,814/2013.

## Most important advantages

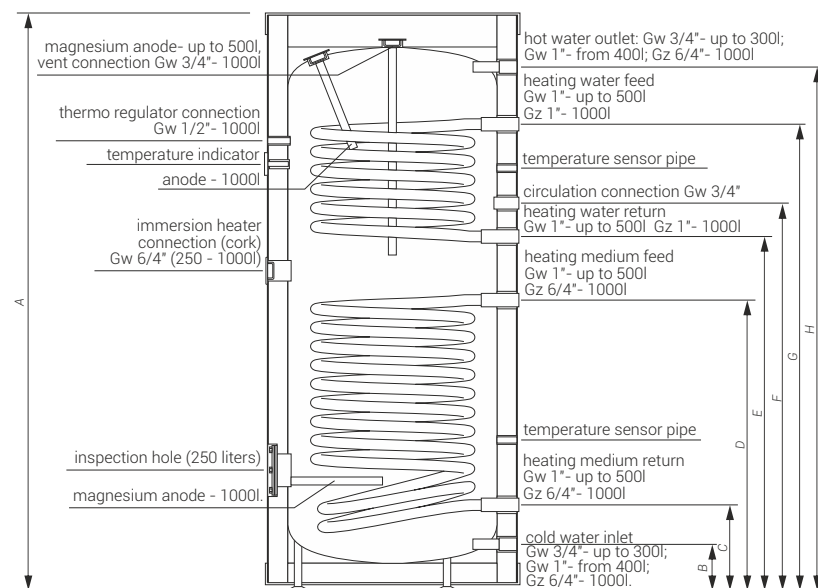
### Advanced technology production

- automation provides full repeatability of the process and high precision
- evenly applied layer of enamel with optimal thickness creates the highest quality protection against corrosion

### Unbeatable quality

- products are made of the steel grades selected by our verified suppliers
- each device undergoes leakage tests and coating checks quality control


## Dimensions



	Diameter (mm)	A (mm)	B (mm)	C (mm)	D (mm)	E (mm)	F (mm)	G (mm)	H (mm)	I (mm)
SB-200	595	1610	127	258	813	903	993	1290	1464	1334
SB-250	695	1380	127	241	628	747	837	1079	1230	1116
SB-300	695	1615	127	241	852	981	1071	1313	1464	1350
SB-400	755	1660	125	254	856	986	1076	1319	1490	1377
SB-500	854	1800	136	266	990	1115	1220	1448	1584	1453
SB-1000	1010	2002	81,5	272	987	1174	1274	1475	1847	-

## Vertical hot water cylinders

# SE



**B**

140-200 l.

**C**

Other capacities

Vertical hot water cylinders perfect to store domestic hot water.

### Additional equipment

Immersion heaters can be installed in the cylinder: GRW-1,4kW/230V; GRW-2,0kW/230V; GRW-3,0kW/230V; GRW-4,5kW/400V for all capacities, and GRW-6,0kW/400V in capacities from 250l.

Flansza.GRW / Flansza.GRW.800-1000 – flange plug with the connection for immersion heater (from 250 l.), max. rated power - 6,0kW

## Most important advantages

### Advanced technology production

- automation provides full repeatability of the process and high precision
- evenly applied layer of enamel with optimal thickness creates the highest quality protection against corrosion

### Unbeatable quality

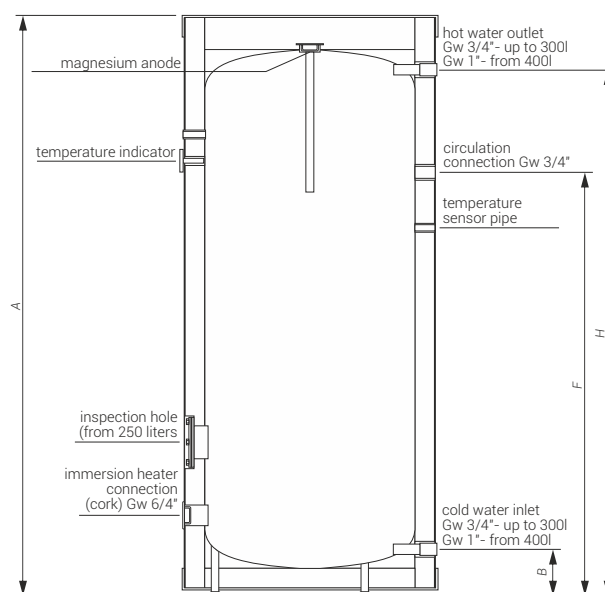
- products are made of the steel grades selected by our verified suppliers
- each device undergoes leakage tests and coating checks quality control

### High quality thermal insulation and esthetic design

- effective thickness of thermal insulation minimises energy losses
- esthetic design and resistance to mechanical damage as it's made out of solid ABS material

## Dimensions

type SE



	Diameter (mm)	A (mm)	B (mm)	C (mm)	D (mm)	E (mm)	F (mm)	G (mm)	H (mm)	I (mm)
SE-140	500	1435	111	-	-	-	993	-	1301	-
SE-200	595	1610	127	-	-	-	1109	-	1464	-
SE-250	695	1380	127	-	-	-	943	-	1230	-
SE-300	695	1615	127	-	-	-	1093	-	1464	-
SE-400	755	1660	124	-	-	-	1125	-	1507	-
SE-500	854	1800	136	-	-	-	1220	-	1584	-

## Technical data

Type	Storage capacity (l)	Rated pressure (tank) (MPa)	Stand-by losses ** (W)	Thickness / material / type of insulation (mm) ***	Anode type
SE-140	140	0,6	47	53/PUR/NR	AMW.400
SE-200	210	0,6	59	65/PUR/NR	AMW.M8.450
SE-250	255	0,6	85	67/EPS/R	AMW.M8.450
SE-300	305	0,6	92	67/EPS/R	AMW.M8.450
SE-400	380	0,6	98	72/EPS/R	AMW.M8.450
SE-500	485	0,6	83	100/EPS/R	AMW.M8.400

\*\* Following parameters 80/10/45 C – (heating water temp./feed water temp./domestic water temp.), flow rate of heating water through the coil 2,5 m<sup>3</sup> /h.

\*\*\* Insulation: R- removable, NR- not removable.

## Vertical hot water cylinders

### SWP/SWPC



**B**

SWP 200 l.

**C**

Other capacities

**HEAT PUMP READY**

Cylinders with very big heating coil. Perfect for co-operation with the heat pump.

#### Additional equipment

Immersion heaters can be installed in the cylinder: GRW-1,4kW/230V; GRW-2,0kW/230V; GRW-3,0kW/230V; GRW-4,5kW/400V (all models), GRW-6,0kW/400V (SWP-300) Flansa.GRW - flange plug with the connection for immersion heater, max. rated power - 4,5kW (SWPC)

#### Technical data

Type	Capacity (l)	Surface area of coil (m <sup>2</sup> )	Rated pressure (cylinder / coil) (MPa)	Power of coil** (kW)	Thickness / insulation material (mm)***	Stand-by losses**** (W)	Anode type
SWP-200	199	2,1	0,6 / 1,0	60 / 18	65/PUR/NR	59	AMW.M8.400
SWP-300	295	2,6	0,6 / 1,0	70 / 21	67/EPS/R	96	AMW.M8.500
SWPC-300	275	4,22	0,6 / 1,0	120 / 36	67/EPS/R	96	AMW.M8.590

\*\* Following parameters 80/10/450C / 55/10/450C (heating water temp. / feed water temp. / DHW temp.), flow rate of heating water through the coil 2,5 m<sup>3</sup>/h.

\*\*\* Insulation: R - removable, NR - not removable.

\*\*\*\* In line with EU Commission resolution no. 812/2013, 814/2013.

## Most important advantages

### Advanced technology production

- automation provides full repeatability of the process and high precision
- evenly applied layer of enamel with optimal thickness creates the highest quality protection

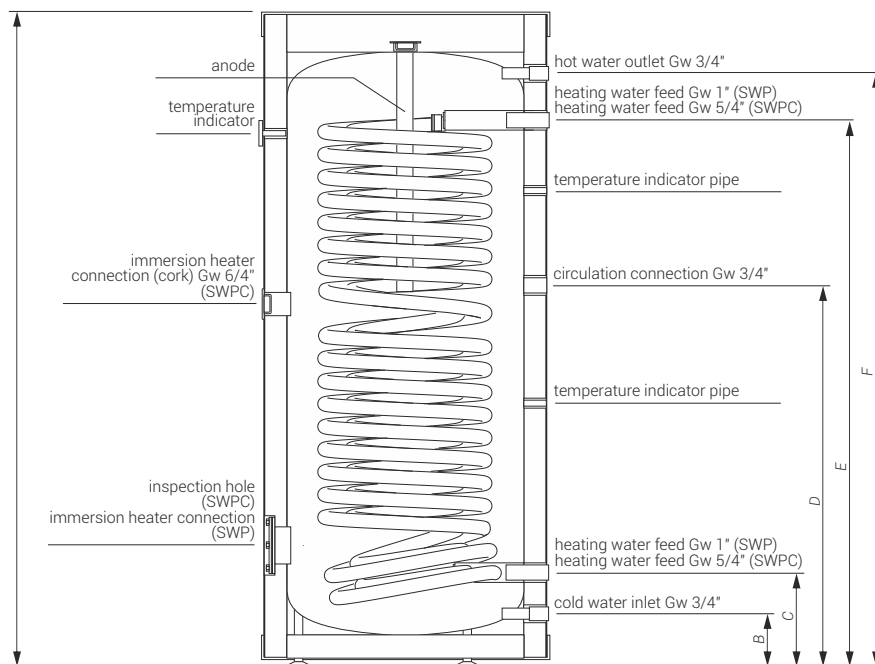
### Unbeatable quality

- products are made of the steel grades selected by our verified suppliers
- each device undergoes leakage tests and coating checks quality control

### Heating coil with very large surface area

- Heating coil's surface:
  - 2,1 m<sup>2</sup> - SWP-200
  - 2,6 m<sup>2</sup> - SWP-300
  - 4,22m<sup>2</sup>- SWPC-300 – double coil
- Heat pump compatible

## Dimensions



	Diameter (mm)	A (mm)	B (mm)	C (mm)	D (mm)	E (mm)	F (mm)
SWP-200	595	1610	127	258	993	1290	1464
SWP-300	695	1615	127	241	1071	1313	1464
SWPC-300	695	1616	127	237	953	1354	1464

## CH buffer tanks, not enamelled

# SVK



Perfect with central heating installation, eg. with co-operation with heat pump.

## Most important advantages

### Energy class A

SVK buffer tank ensures highest energy class.

- very high thermal insulation class reduces heat losses up to 50%! Comparing to efficiency class C it saves up to 320 kWh annually

### High thermal insulation and esthetics

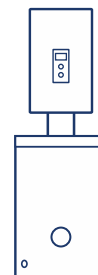
- A class 65 mm insulation, made of polyurethane foam
- esthetic design and resistance to mechanical damage as cylinder's casing is made out of solid ABS material

### Unbeatable quality

- products are made of the steel grades selected by our verified suppliers
- each device undergoes leakage tests and coating checks quality control

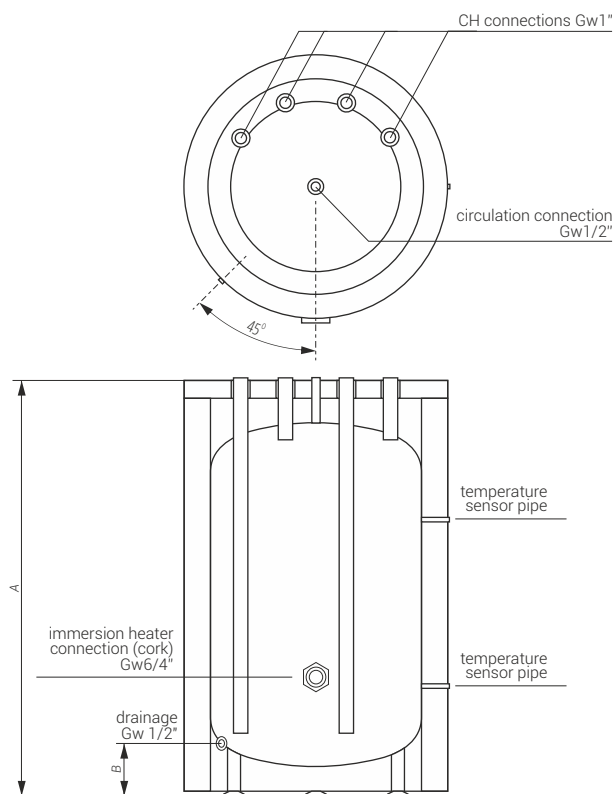
### Easy installation

- CH connections directed up allow for easier connection to the installation of heat pump



## Dimensions

model SVK



	Średnica (mm)	A (mm)	B (mm)
SVK-100	595	906	127

## Additional equipment

Immersion heaters can be installed in the cylinder:

GRW-1,4kW/230V; GRW-2,0kW/230V;  
GRW-3,0kW/230V; GRW-4,5kW/400V

## Technical data

Type	Storage capacity (l)	Rated pressure (MPa)	Thickness / material / type of insulation **	Stand-by-losses *** (W)
SVK-100	104	0,6 MPa	65/PUR/NR	27

\*\* Insulation: R- removable, NR- not removable

\*\*\* In line with EU Commission resolution, no. 812/2013,814/2013.



# CH buffer tanks, not enamelled

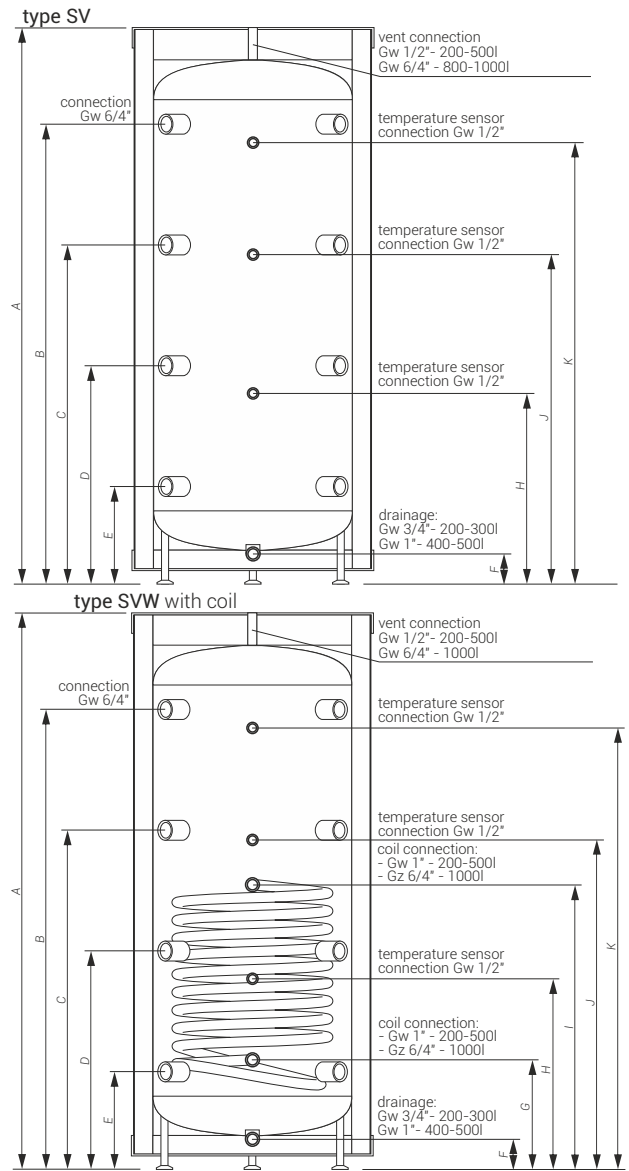
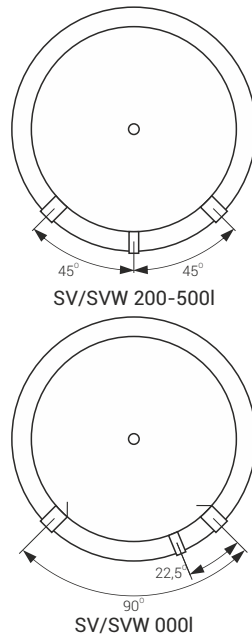
## SV/SVW



**B**  
200 liters

**C**  
Other capacities

## Dimensions



Ideal to store domestic hot water from different sources of heat, eg. 2 central heating boilers and solar collectors.

	Diameter (mm)	A (mm)	B (mm)	C (mm)	D (mm)	E (mm)	F (mm)	G (mm)	H (mm)	I (mm)	J (mm)	K (mm)
SV-200	595	1616	1322	970	618	266	125	-	554	-	911	1239
SV-300	692	1596	1338	973	611	249	126	-	544	-	940	1249
SV-400	755	1643	1368	996	626	256	124	-	550	-	947	1278
SV-500	854	1761	1446	1051	656	261	130	-	629	-	1064	1379
SV-800	950	1947	1500	1120	740	360	-	-	581	-	1120	1500
SV-1000	950	2132	1774	1280	815	340	-	-	581	-	1303	1774
SVW-200	595	1616	1322	970	618	266	125	256	554	811	911	1239
SVW-300	692	1596	1338	973	611	249	126	239	544	850	940	1249
SVW-400	755	1643	1368	996	626	256	124	246	550	856	947	1278
SVW-500	854	1761	1446	1051	656	261	130	251	629	974	1064	1379
SVW-1000	950	2132	1774	1303	832	360	-	360	581	1186	1303	1774

## Technical data

Type	Capacity (l)	Surface area of coil (m <sup>2</sup> )	Rated pressure (cylinder / coil) (MPa)	Thickness/insulation material*** (mm)	Stand- by losses** (W)
SV-200	210	-	0,6 / -	65/PUR/NR	59
SV-300	307	-	0,6 / -	67/EPS/R	92
SV-400	380	-	0,6 / -	72/EPS/R	94
SV-500	485	-	0,6 / -	100/EPS/R	83
SV-800	805	-	0,3 / -	80/NEODUL/R	128
SV-1000	902	-	0,3 / -	80/NEODUL/R	136
SVW-200	204	0,75	0,6 / 1,0	65/PUR/NR	59
SVW-300	300	1,5	0,6 / 1,0	67/EPS/R	96
SVW-400	375	1,7	0,6 / 1,0	72/EPS/R	98
SVW-500	465	2,25	0,6 / 1,0	100/EPS/R	82
SVW-1000	866	3,45	0,3 / 0,6	80/NEODUL/R	136

\*\* In line with EU Commission resolution no. 812/2013, 814/2013.  
 \*\*\* Insulation: R- removable, NR- not removable.

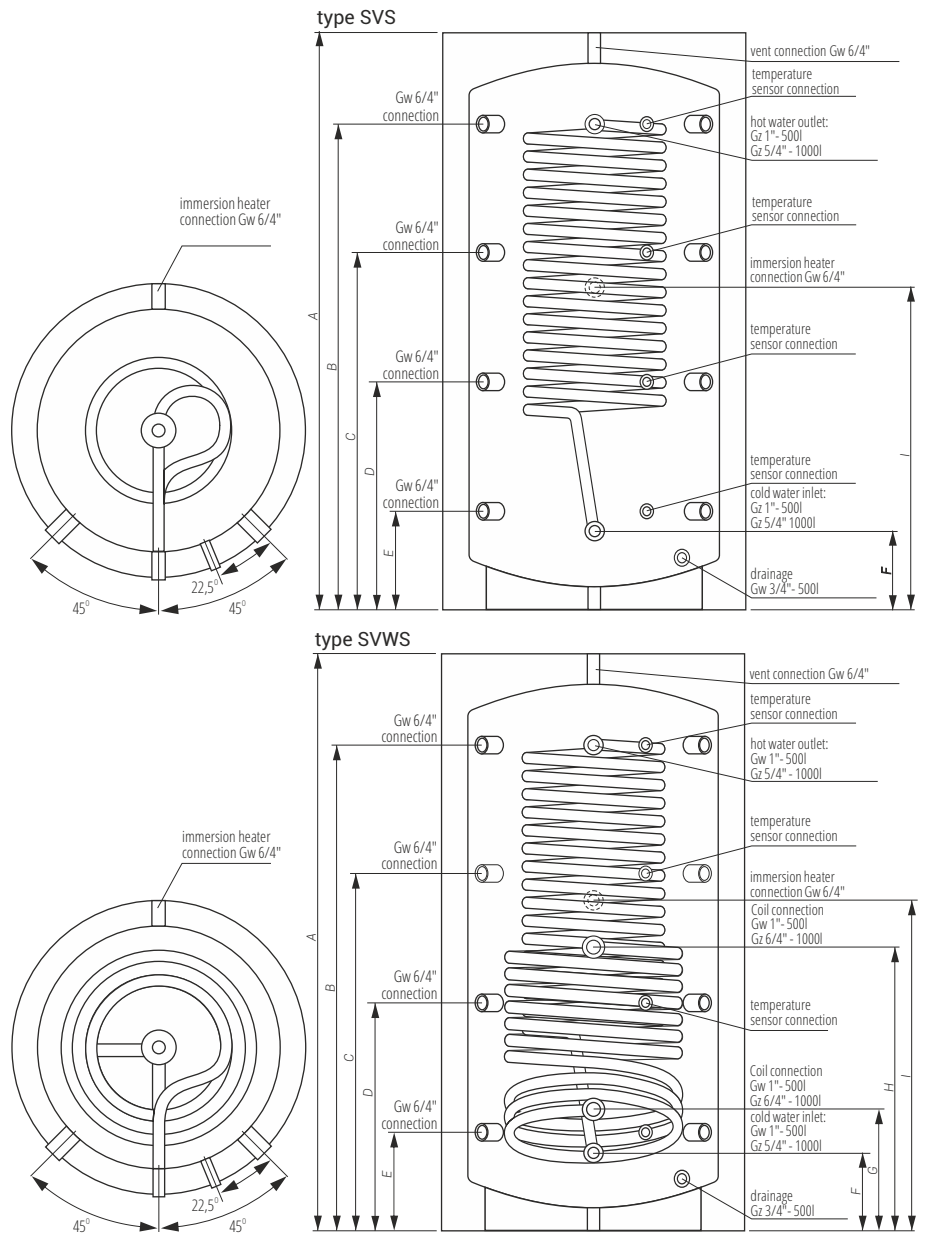
# Heat allocation cylinder

## SVS/SVWS



Connection of CH buffer tank with domestic water heating through stainless steel coil for DHW.

## Dimensions



	Diameter (mm)	A (mm)	B (mm)	C (mm)	D (mm)	E (mm)	F (mm)	G (mm)	H (mm)	I (mm)
SVS-500	750	1677	1450	1040	624	212	212	-	-	820
SVS-1000	950	2132	1775	1304	833	362	290	-	-	1090
SVWS-500	750	1677	1450	1040	624	212	212	307	780	820
SVWS-1000	950	2132	1775	1304	833	362	290	412	966	1090



## Technical data

Type	Capacity (l) buffer / DHW coil (l)	Surface area (m <sup>2</sup> ) stainless steel coil DHW / steel (m <sup>2</sup> )	Rated pressure (cylinder/ DHW coil/ steel coil) (MPa)	Thickness/ insulation material ** (mm)	Stand-by losses *** (W)
SVS-500	496/26/-	5,0/ -	0,3/0,6/-	50/PUR/NR	95
SVS-1000	902/28/-	5,5/ -	0,3/0,6/-	80/NEODUL/R	136
SVWS-500	496/26/10	5,0/1,65	0,3/0,6/1,0	50/PUR/NR	95
SVWS-1000	902/28/19	5,5/2,23	0,3/0,6/1,0	80/NEODUL/R	136

\*\* Insulation: R- removable, NR- not removable.

\*\*\* In line with EU Commission resolution no. 812/2013, 814/2013.

## Cylinder accessories

	Item	Description
	ANODA.AMW.400	Magnesium anode AMW 22x420 with cork 3/4"
	ANODA.AMW.570	Magnesium anode AMW 31x570 with cork 5/4"
	ANODA.AMW.660	Magnesium anode 21x660 with cork 3/4"
	ANODA.AMW.760	Magnesium anode AMW 31x760 with cork 5/4"
	ANODA.AMW.800	Magnesium anode AMW 21x840 with cork 3/4"
	ANODA.AMW.M8.400	Magnesium anode AMW 40x400 M8
	ANODA.AMW.M8.450	Magnesium anode AMW 33x450 M8
	ANODA.AMW.M8.500	Magnesium anode AMW 40x500 M8
	ANODA.AMW.M8.590	Magnesium anode AMW 40x590 M8
	ANODA.ELEKTRONICZNA.L380.PL	Electronic anode (titanium) L380, with cork 6/4" for cylinders up to 500 liters
ANODA.ELEKTRONICZNA.L430.PL	Electronic anode (titanium) L430, with cork 5/4" for enamelled cylinders capacity 800l and 1000l	
	FLANSZA.GRW	Flange plug of vertical standing cylinders from 250l to 500l with the connection for immersion heater Gw 6/4"
	FLANSZA.GRW.800-1000	Flange plug for vertical standing cylinders from 800l to 1000l with the connection for immersion heater Gw 6/4"
	GRZAŁKA.GRW-1.4	Immersion heater with a thermostat GRW-1,4kW/230V, 6/4"
	GRZAŁKA.GRW-2.0	Immersion heater with a thermostat GRW-2,0kW/230V, 6/4"
	GRZAŁKA.GRW-3.0/230V	Immersion heater with a thermostat GRW-3,0kW/230V, 6/4"
	GRZAŁKA.GRW-4,5/400V	Immersion heater with a thermostat GRW-4,5kW/400V, 6/4"
	GRZAŁKA.GRW-6,0/400V	Immersion heater with a thermostat GRW-6,0kW/400V, 6/4"
	KLUCZ.SWK	Cork spanner 6/4" or to immersion heater (for cylinders in class A) - WMD-216
	KLUCZ.KORKA	Cork spanner 6/4" - WMD-145
	WIESZAK.SP-180	Cylinder hangers SP-180 (1 set - 2 pcs)





# Magnetic descalers

MAG 1/2"  
MAG 3/4"  
MAG 1"



MAG 1/2"



MAG 3/4"



MAG 1"

Prevent pipe system from limescale build up. Free of maintenance, no operating costs.

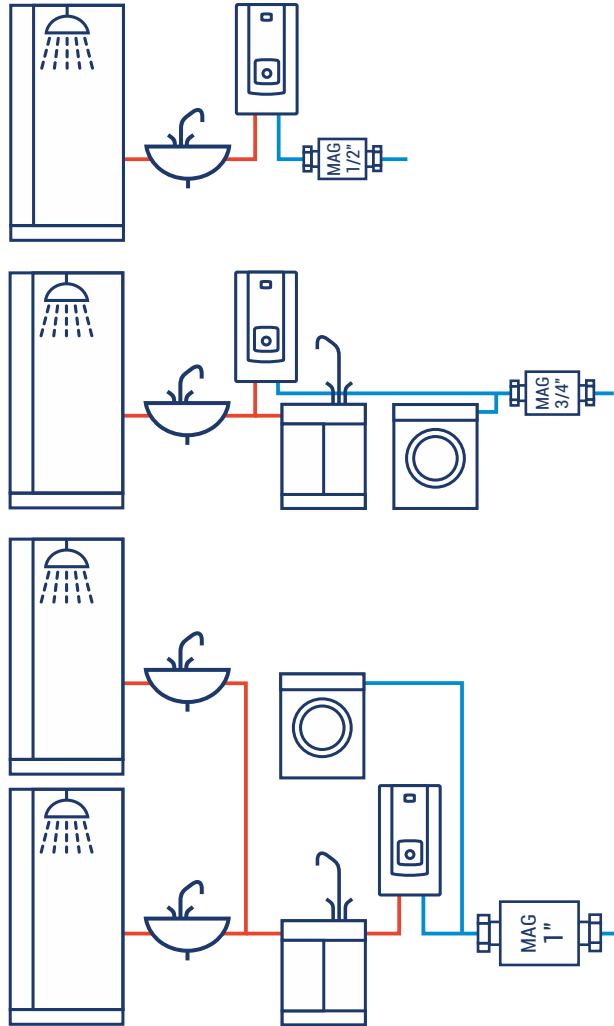
## Most important advantages

Magnetic descaler works by applying electromagnetic field to the water. The electromagnetic field changes condition of water as it passes through the pipes. This prevents build-up of new limescale and removes the existing limescale.

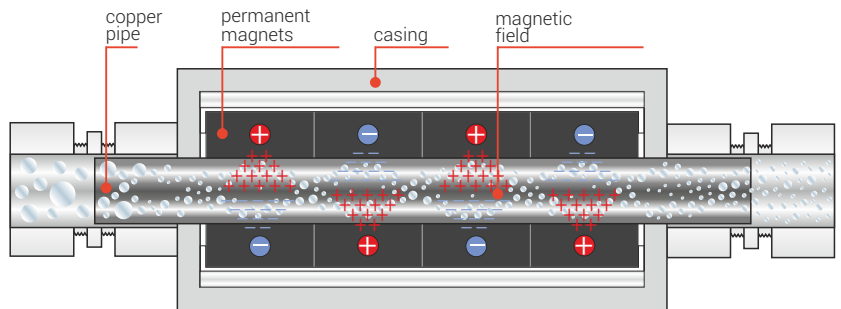
Advantages of using magnetic descalers:

- extends the life of water appliances and water piping systems
- eliminates limescale from water appliances and dishes
- preserves mineral content of drinking water

## Application



## Construction




## Technical data

Type	Efficiency (l/h)	Dimensions (mm)
MAG 1/2"	600	81 x 41
MAG 3/4"	900	87 x 41
MAG 1"	1200	118 x 55

# Heat pumps

Advantages:


- energy-efficient solution using renewable energy resources
- amount of gained heat energy is a few times higher than electrical energy used







## HPSW-2/250



**A+**

Pump with 250l cylinder ideal for household. Additionally it enables water heating by built-in coil or immersion heater.

### Most important advantages

#### Energy-saving exploitation

- the highest efficiency class in scale from A to F

#### Easy installation in low spaces

- only 1,7 m height

#### Silent operation

- compressor and ventilator closed in tight capsule
- noise level is reduced to minimum

#### Multi-row evaporator- efficient and ecological solution

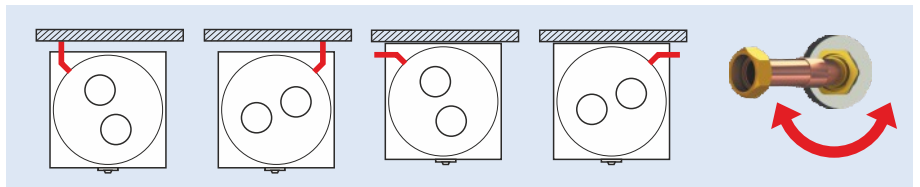
- large heat transfer surface and water heating with maximum efficiency
- requires low amount of refrigerant, which is important for environment protection

#### Advanced control system

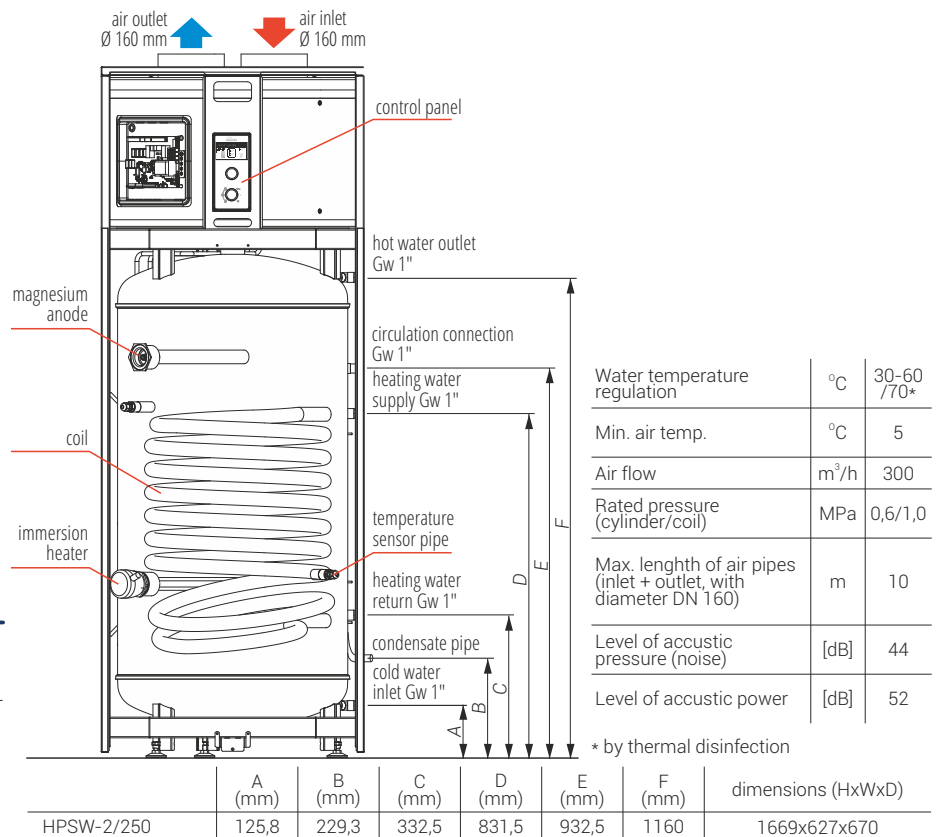
- programming water temperature and time of work through control panel
- circulation pump navigation
- economic mode: compressor activation only and if needed boiler or immersion heater
- turbo mode: fast water heating while using all heat sources

#### Universal installation

- HPSW pump allows for change of connections location
- connections can be directed to the back of device, to the side, right or left



### Dimensions



### Additional equipment

Type	Photo	Description
CZUJNIK WE-019/01		Temperature sensor in DHW cylinder

### Technical data

Type	Rated power pump/pump + immersion heater (kW)	COP coefficient (in acc with PN-EN 16147)	Max. power consumption pump/pump + immersion heater (kW)	Anode type	Capacity of hot water tank (l)	Coil's area (m²)
HPSW-2/250	2,0 / 4,0	3,86 (A20/W15-45) 3,24 (A20/W10-55) 3,47 (A15/W15-45) 2,91 (A15/W10-55)	0,6 / 2,6	AMW.M8.450	250	1,2







# Solar collectors

Advantages:

- free water heating source
- renewable heat source
- ECO friendly
- purity and reliability





## Solar collectors

### BV1



### Most important advantages

- BV1 is a solar collector manufactured out of durable materials (copper, aluminium) meeting highest quality standards
- The absorber plate and copper pipes connections provide excellent transmission of energy to heating system
- Dedicated mounting kits made of stainless steel and aluminium make the installation process easy at different locations and at various angles
- Fast and safe collectors connection by elastic inter-collector joints

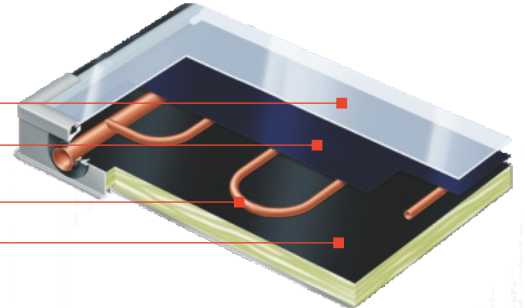
### Construction

Prismatic hardened glass

Absorber with high efficiency coating

Copper pipes in meandric pattern

Mineral wool insulation



- Solar collectors are the heart of solar systems that heat domestic hot water.
- They are suitable for both small family houses and large systems eg. at public places.
- Collectors can be also used to heat water in swimming pools and to support heating, especially underfloor heating.

### Technical data

Type		BV1.PL
Height/ Width/ Depth	mm	2380 x 1056 x 72
Weight	kg	43
Surface	m <sup>2</sup>	2,51
Absorber's surface	m <sup>2</sup>	2,33
Active surface of absorber (aperture)	m <sup>2</sup>	2,32
Absorber's type		Aluminium plate, copper pipes set in meander pattern
Optical efficiency		75,8
Heat losses coefficient	W/(m <sup>2</sup> K)	4,13
Air temperature heat losses dependency coefficient	W/(m <sup>2</sup> K <sup>2</sup> )	0,011
Max stand-by temperature	°C	200
Fluid content	dm <sup>3</sup>	1,48
Max working pressure	MPa	0,6
Connections diameter	mm	R22










### Solar sets

	Type	Description
<p>dla 2-3 persons</p>	BZS-2/250.PL	2 collectors BV1; cylinder SB-250; solar controller; solar pump station (double pipeline); expansion vessel (18l.) with connection kit; collectors connection kit, solar fluid (20l.)
	BZS-2.PL	as above, w/o cylinder
<p>dla 4 persons</p>	BZS-3/300.PL	3 collectors BV1; cylinder SB-300; solar controller; solar pump station (double pipeline); expansion vessel (25l.) with connection kit; collectors connection kit, solar fluid (20l.)
	BZS-3.PL	as above, w/o cylinder




Attention! To every solar set the suitable mounting kit should be matched for installation of collectors on the roof  
\* conditions are described in detail in the warranty card.















## Mounting kits

	code	description
	BMB-2.PL	2 BV1 collectors–inclined roof; metal sheet tiles, tar paper
	BMB-3.PL	3 BV1 collectors–inclined roof; metal sheet tiles, tar paper
	BMB-R.PL	1 BV1 collector expansion kit –inclined roof; metal sheet tiles, tar paper
	BMD-2.PL	2 BV1 collectors–inclined roof; ceramic tiles
	BMD-3.PL	3 BV1 collectors–inclined roof; ceramic tiles
	BMD-R.PL	1 BV1 collector expansion kit–inclined roof; ceramic tiles
	BMP-2.PL	2 BV1 collectors–flat surface
	BMP-3.PL	3 BV1 collectors–flat surface
	BMP-R.PL	1 BV1 collector expansion kit–flat surface

## Connection sets

	code	description
	BZP-2.PL	2 collectors BV1 connection set
	BZP-3.PL	3 collectors BV1 connection set
	BZP-R.PL	expansion connection kit for 1 collector BV1

## Accessories

	code	description
	CZUJNIK.SOLARNY.KOL.PL	temperature sensor for solar collectors( SolarCompT1301, Tech)
	CZUJNIK.SOLARNY.WYM.PL	temperature sensor for DHW cylinder (SolarCompT1001, Tech)
	GPD.2-12.UPM3.25-75	pump station 2-12l/min, with pump UPM3.25-75
	GPD.8-38.UPM3.25-75	pump station 8-38l/min, with pump UPM3.25-75
	NWS.18.PL	solar expansion vessel 18l.
	NWS.25.PL	solar expansion vessel 25l.
	NWS.35.PL	solar expansion vessel 35l.
	NWS.ZESTAW.PL	expansion vessel mounting kit (rack, stopping valve, connection hose)
	PLYN.SOLARNY.PL	solar installation fluid (20 liters)
	REGULATOR.TECH.ST-402N.PWM.PL	solar regulator Tech ST-402N.PWM
	ZMB.UCHWYT.PL	complete collector mounting grip BMB (double thread screw, clamping plate locking screw for profile handle)
	ZMD.UCHWYT.PL	complete collector mounting grip BMD (double thread screw, clamping plate locking screw for profile handle)

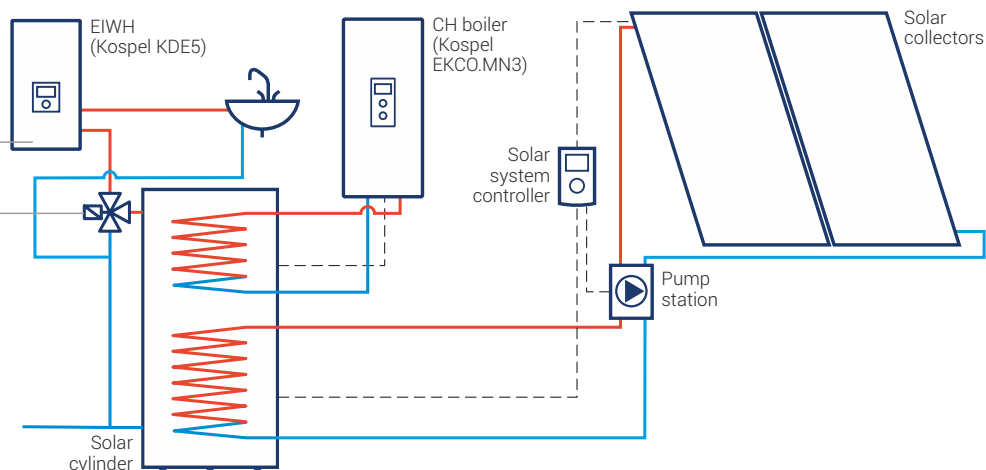
## Diagram of solar water heating system

### Advice!

Instantaneous water heater will heat up your water in case the water temperature in the DHW cylinder is not sufficient. Such situations may occur during longer periods of cloudy weather or at higher demand for hot water.

### Advice!

Water temperature in the DHW cylinder may reach more than 80°C. To avoid skin burns and to use water more economically, we recommend to install a mixing valve that will stabilize temperature at requested level.





 **KOSPEL**

KOSPEL Sp. z o.o.  
ul. Olchowa 1, 75-136 Koszalin  
tel: +48 94 346 38 08  
e-mail: [info.eng@kospel.pl](mailto:info.eng@kospel.pl)  
[www.kospel.pl/en/](http://www.kospel.pl/en/)